

# Fusion2Go<sup>®</sup> 5G

Vehicle 5G/4G and LTE Signal Booster

## User Manual



Thank you for purchasing SureCall's Fusion2Go 5G cell phone signal booster kit. Fusion2Go 5G provides seamless 5G/4G LTE connectivity for any vehicle.

If you have any questions during setup, please reach out to our US-based experienced support technicians:

- Call: 1-888-365-6283
- Email: [support@surecall.com](mailto:support@surecall.com)

## Table of Contents

<b>OVERVIEW .....</b>	<b>3</b>
How It Works.....	3
Package Contents.....	3
<b>INSTALLATION.....</b>	<b>4</b>
Step 1: Install the Outside Antenna.....	4
Step 2: Install the Inside Patch Antenna.....	4
Step 3: Place Booster and Connect Cables.....	5
Step 4: Connect Power .....	5
Verify Your System is Working.....	6
<b>TROUBLESHOOTING .....</b>	<b>6</b>
'POWER' LED.....	6
<b>SPECIFICATIONS .....</b>	<b>7</b>
Antenna Kitting Information.....	8
<b>CONSUMER GUIDELINES .....</b>	<b>10</b>
<b>THREE-YEAR PRODUCT WARRANTY .....</b>	<b>11</b>

## OVERVIEW

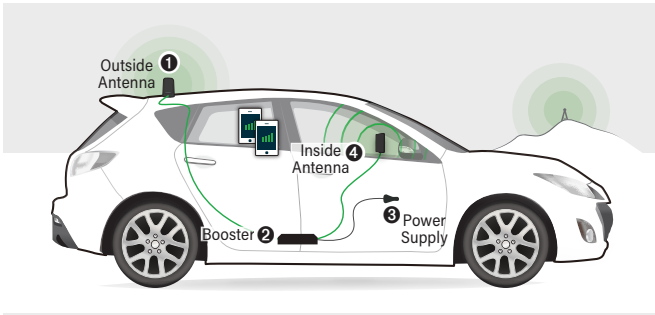
### How It Works

The SureCall Fusion2Go 5G is a high-performing bidirectional booster that enhances cellular signals for vehicles.

The Fusion2Go 5G works with two antennas:

- An inside antenna that communicates with your cell phone.
- An outside antenna that communicates with the cell tower.

Signals sent from a cell tower are received by the outside antenna, amplified by the booster and then sent to your cell phone via the inside antenna. When your phone transmits, the signal is sent to the inside antenna, and then sent to the cell tower via the outside antenna.



### Package Contents

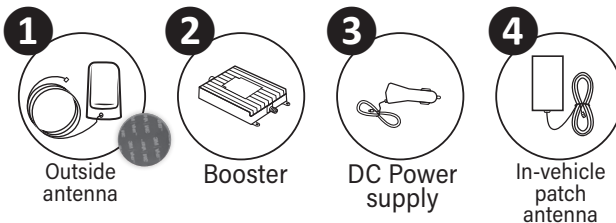
- Unpack all package contents. For missing or damaged items, contact your reseller.
- Turn over the signal booster and record the model and serial number for reference:

Serial #: \_\_\_\_\_

Purchase Date: \_\_\_\_\_

Keep the carton and packing material to store the product in case you need to return it.

Your Fusion2Go 5G signal booster package includes the following items:



## INSTALLATION

### Step 1: Install the Outside Antenna

Place the magnetic-mount antenna on the top of your vehicle, preferably toward the back, maximizing the distance from planned location of the inside patch antenna. Ensure that the antenna has at least a 12-inch radius clear of obstructions and other radiating elements, such as a radio antenna.

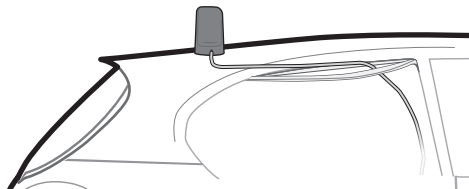
Note, For applications that require a more secure mount or where mounting surface is not metal, an optional adhesive mount has also been included with your kit. Follow these guidelines for use of adhesive mount:



- Always clean the surface properly. Apply the tape as soon as possible after cleaning to avoid contaminants
- Ensure that all materials meet the required minimum tape application temperature of 15°C
- Roll down tape firmly both after tape application and then again after parts are bonded together

#### Route cable

Next, run the cable from the outside antenna across the car's roof and into the car. To hide and protect the antenna cable, carefully pull down the headliner, run cable underneath it and push the seal back into place. Run the cable to the inside of the vehicle near the planned location of the booster (under the seat of the vehicle, or in the front or middle console).



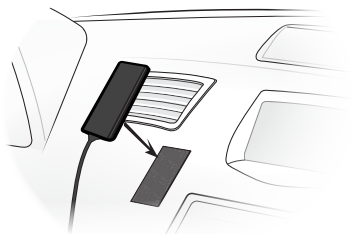
Note: The outside antenna must not be collocated or operating with any other antenna or booster.

### Step 2: Install the Inside Patch Antenna

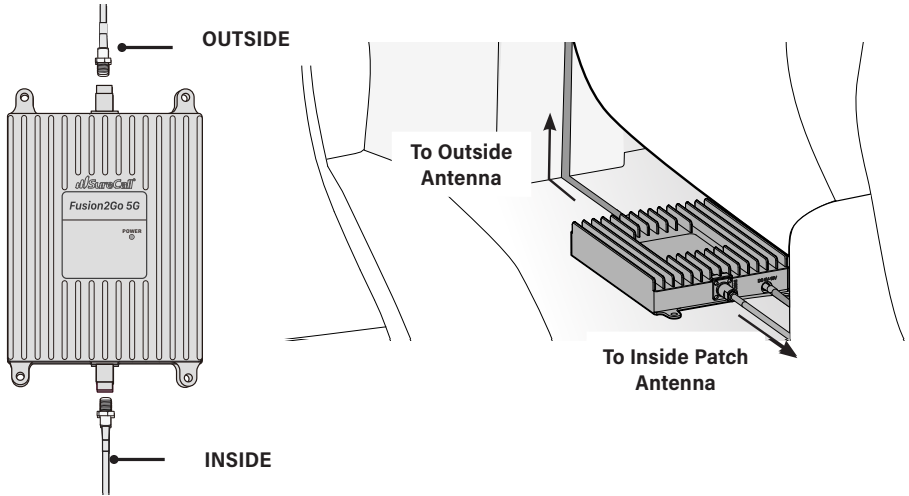
Identify a location for the inside antenna on or near your front dashboard that is

1. Within 2-3 feet of the typical cell phone location
2. At least 8 inches (20cm) from cellular devices and
3. At least 4 inches (10cm) from metal

Next, peel Velcro backing and apply to a clean dry surface in your chosen location.



One free magnetic vent clip is included for your convenient use



### Step 3: Place Booster and Connect Cables

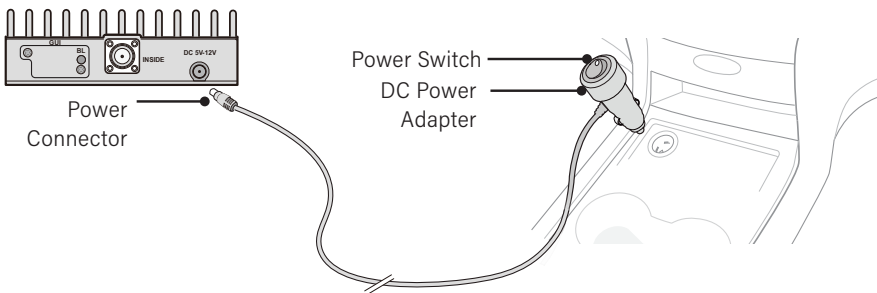
Select a well-ventilated location for the booster that is away from excessive heat, direct sunlight, and moisture. We often suggest installing beneath a seat or within the front console.

Connect the cable from the outside antenna to the connection marked OUTSIDE and connect the cable from inside patch antenna to the connection marked INSIDE. Tighten the connections and wrap up any loose cable.

### Step 4: Connect Power

Once antenna connections are complete, connect the DC power cord connector to the signal booster. The POWER LED will briefly flash YELLOW/RED during initialization to indicate that the signal booster is ready for use.

Fusion2Go 5G is also compatible with SureCall's AC adapter power cable (5.9V/2.8A) for added versatility. Part # SC-AC-59V28A-B.



## Verify Your System is Working

Place a call in a location where you previously experienced poor cell service and confirm that your phone is receiving a boosted signal.

To improve performance, antenna adjustments may be needed. Review the following potential causes:

- Verify the two antennas have sufficient separation/isolation from the other another.
- Verify the outside antenna has sufficient clearance above any metal objects and has at least 12 inch radius from other radiating elements, such as a radio antenna.

Note that the booster case may become warm during operation. This is normal.

## 'POWER' LED

During initialization, the LED will briefly flash YELLOW/RED. This is part of normal operation.

LED State	Status	Indication
Solid GREEN	Normal	Normal
Solid YELLOW	Reduced Performance	Indicates gain attenuation of more than 8 dB. Increased antenna separation is recommended. Adjust the location of your outside and/or inside antenna to maximize the distance between them.
Solid RED	Alert - Oscillation detected	Indicates that oscillation has caused the booster to shut off. Antenna repositioning is needed. Verify that there is sufficient separation between the outside and inside antennas, as well as any potentially interfering objects or antennas.

## TROUBLESHOOTING

Problem	Resolution
Signal booster has no power	Verify that the Power LED is ON. Connect the power supply to an alternate power source. Verify that the power source is operational and the fuse is intact. If it remains OFF, contact tech support at: 1-888-365-6283 or support@surecall.com
After completing installation, signal has not improved	Verify that cable connections are tightly fitted to the booster. Try further separating the antennas. ⓘ Note: Bars are not always a reliable measure of signal. The best way to confirm signal coverage is the ability to place and hold a call.

**WARNING:** The booster is rated for 5-15V input voltage. DO NOT use the booster with a higher voltage power supply. This can damage the booster and/or cause personal injury.

## SPECIFICATIONS

Product	Fusion2Go 5G
Uplink Frequency Range (MHz):	698-716 / 776-787 / 824-849 / 1850-1915 / 1710-1780 / 2500-2570
Downlink Frequency Range (MHz):	728-746 / 746-757 / 869-894 / 1930-1995 / 2110-2180 / 2620-2690
Supported Standards:	4G, LTE, 5G cellular standards
Cellular Bands	12 / 17 / 13 / 5 / 2 / 25 / 4 / 66 / 7
Maximum Gain:	50 dB
Input / Output Impedance:	50 $\Omega$
Gain Adjustment:	20 dB (Automatic)
Maximum Uplink Power	29.0 dBm
DC Power	6-15V
Noise Figure:	$\leq 8$ dB
VWSR:	$\leq 2.0$
Maximum Output Power:	1 Watt EIRP
Cable:	LMR 100 / 12.5 ft
RF Connectors:	FME Male (both ends)
Power Consumption:	$\leq 12$ W
Operation Temperature:	-4° to +158° F
Dimensions:	5.625 x 4 x 1.125 inches
Weight:	1.43 lbs
Certification:	IC: 7784A-FUSION2GO5G
	Contains IC : 8595A-NINAB1

Note: The term "IC" before the radio certification number only signifies that Industry Canada technical specifications were met. This product meets the applicable Industry Canada technical specifications.

## Antenna Kitting Information

Component	Prod No. Description	Gain / Loss (dBi / dB)						
		LTE-A	LTE-V	800 MHz	1900 MHz	1700 MHz	2100 MHz	2600 MHz
<b>Vehicle (Integrated cable)</b>								
Inside Antenna and Cable	SC-110W and SC-174 (10 ft)	-2.7	-2.7	-3.2	-5.8	-3.98	-5.96	-6.96
	SC-111W and 302-3 (10 ft)	1.8	1.8	2	3.5	2.2	3	2.5
Outside Antenna and Cable	SC209W and LMR100 (12.5 ft)	1.58	1.58	2.58	2.48	2.30	2.20	2.58
	SC-550W and RG-58U (10 ft)	1.3	1.3	1	0.7	0.8	0.5	0.6
	SC-550W-1 and RG-58U (15 ft)	0.7	0.7	0.3	-0.5	-0.2	-0.9	-0.9
	SC-200W and SC-174 (10 ft)	-2.3	-2.3	-2.3	-5.8	-3.98	-5.96	-6.96
	SC-203WN and RG-58U (17 ft)	1.3	1.2	1	1.6	1.7	0.1	-0.4
	SC-208W and 302-3 (12.5 ft)	-0.95	0	1	1.5	0.3	-0.3	-0.13

\*All equivalent antennas and cables are suitable for use with the Fusion2Go 5G

Component	Prod No. Description	Gain / Loss (dBi / dB)						
		LTE-A	LTE-V	800 MHz	1900 MHz	1700 MHz	2100 MHz	2600 MHz
<b>Marine (Non-integrated cable)</b>								
Inside Antenna	SC548W	5	5	6	7	7	7	7
	SC302W	2.5	2.5	3	5	4	5	4
Inside Cable	SC240-20FN (20 ft)	2.06	2.06	2.29	3.56	3.36	3.76	3.8
Outside Antenna	Galaxy 5412-P	3	3	3	4	4	4	4
	SC588W	3	3	3	4	4	4	4
Outside Cable	SC240-40FN (40 ft)	3.52	3.52	3.98	6.52	6.12	6.92	7.08
	SC240-20FN (20 ft)	2.06	2.06	2.29	3.56	3.36	3.76	3.84
<b>Desktop / RV (Non-integrated cable)</b>								
Inside Antenna	SC120W	1.2	1.2	1.2	3	3	3	3
Inside Cable	SC240-40FN (40 ft)	3.52	3.52	3.98	6.52	6.12	6.92	7.08
Outside Antenna	SC588W	3	3	3	4	4	4	4
Outside Cable	SC240-40FN (40 ft)	3.52	3.52	3.98	6.52	6.12	6.92	7.08

\*All equivalent antennas and cables are suitable for use with the Fusion2Go 5G



Frequency (MHz)	PreAGC			PreAGC		
	Pulse GSM			4.1 MHz AWGN		
	Input (dBm)	Output (dBm)	Gain (dB)	Input (dBm)	Output (dBm)	Gain (dB)
Uplink: 698-716	-21.9	26.4	48.3	-22.1	25.0	47.1
Uplink: 777-787	-20.2	27.5	47.7	-20.7	25.7	46.4
Uplink: 824-849	-19.5	26.6	46.1	-19.1	25.2	44.3
Uplink: 1710-1780	-20.6	25.8	46.4	-20.2	25.0	45.2
Uplink: 1850-1915	-19.4	25.9	45.3	-18.2	25.2	43.4
Uplink: 2500-2570	-19.5	25.6	45.1	-20.1	23.5	43.6
Downlink: 728-746	-41.0	4.8	45.8	-42.8	2.9	45.7
Downlink: 746-757	-43.5	3.3	46.8	-45.1	1.5	46.6
Downlink: 869-894	-43.4	3.7	47.1	-44.2	2.2	46.4
Downlink: 2110-2180	-39.6	5.7	45.3	-41.8	3.8	45.6
Downlink: 1930-1995	-39.8	5.3	45.1	-41.4	3.7	45.1
Downlink: 2620-2690	-42.5	3.4	45.9	-43.5	2.3	45.8

**ISED Regulatory compliance:**

This device contains license-exempt transmitter(s)/receiver(s) that comply with Innovation, Science and Economic Development Canada's license-exempt RSS(s). Operation is subject to the following two conditions: (1) This device may not cause interference. (2) This device must accept any interference, including interference that may cause undesired operation of the device.

**Conformité réglementaire d'ISDE :**

Cet appareil contient des émetteurs / récepteurs exemptés de licence conformes aux RSS (RSS) d'Innovation, Sciences et Développement économique. This equipment has been tested and found to comply with the limits for a Class B digital device, pursuant to part 15 of the FCC Rules. These limits are designed to provide reasonable protection against harmful interference in a residential installation.

This equipment generates, uses and can radiate radio frequency energy and, if not installed and used in accordance with the instructions, may cause harmful interference to radio communications. However, there is no guarantee that interference will not occur in a particular installation. If this equipment does cause harmful interference to radio or television reception, which can be determined by turning the equipment off and on, the user is encouraged to try to correct the interference by one or more of the following measures:

- Reorient or relocate the receiving antenna
- Increase the separation between the equipment and receiver.
- Connect the equipment into an outlet on a circuit different from that to which the receiver is connected
- Consult the dealer or an experienced radio/TV technician for help.

**Warning:** Unauthorized antennas cables and/or coupling devices are prohibited by FCC rules. Please contact FCC for details 1-888-CALL-FCC. The antenna, cables, and other accessories of the booster kits shall not be modified without the approval of the Cellphone-Mate Inc., otherwise it shall deemed invalid.

Fixed, mobile and portable (hand-held) stations operating in the 1720-1755 MHz

## CONSUMER GUIDELINES

### This is a CONSUMER device

**BEFORE USE**, you **MUST REGISTER THIS DEVICE** with your wireless provider and have your provider's consent. Most wireless providers consent to the use of signal boosters. Some providers may not consent to the use of this device on their network. If you are unsure, contact your provider.

In Canada, **BEFORE USE** you must meet all requirements set out in ISED [CPC-2-1-05<sup>1</sup>](#)

You **MUST** operate this device with approved antennas and cables as specified by the manufacturer. Antennas **MUST** be installed at least 20 cm (8 inches) from (i.e. **MUST NOT** be installed within 20 cm of) any person.

You **MUST** cease operation of this device immediately if requested by the or ISED in Canada) or a licensed wireless service provider.

**WARNING:** E911 location information may not be provided or may be inaccurate for calls served by using this device.

### Ce produit est un appareil de CONSOMMATION

**AVANT DE L'UTILISER**, vous **DEVEZ ENREGISTRER CE DISPOSITIF** auprès de votre fournisseur de services cellulaires et obtenir son consentement. La plupart des fournisseurs de services cellulaires autorisent l'utilisation d'amplificateurs de signal. Il se peut que certains fournisseurs n'autorisent pas l'utilisation de ce dispositif sur leur réseau. Si vous n'êtes pas sûr, contactez-le.

Au Canada, **AVANT DE L'UTILISER** vous devez répondre à toutes les exigences ISED [CPC-2-1-05<sup>2</sup>](#)

Vous **DEVEZ** utiliser ce dispositif avec les antennes et les câbles autorisés, tel que le spécifie le fabricant. Les antennes **DOIVENT** être installées à au moins 20 cm (8 po) (**NE DOIVENT PAS** être installées à moins de 20 cm) de toute personne avoisinante.

Vous **DEVEZ** arrêter cet appareil immédiatement à la demande de la FCC (ISED au Canada) ou de tout fournisseur de services cellulaires autorisé.

**AVERTISSEMENT:** Il se peut que les informations relatives à la localisation E911 ne soient pas disponibles ou soient inexactes pour les appels qui utilisent cet appareil.

### CAN ICES-3 (B)/NMB-3(B) (Canada) :

This Class B digital apparatus meets all requirements of the Canadian Interference Causing Equipment Regulations. Operation is subject to the following two conditions: (1) this device may not cause harmful interference, and (2) this device must accept any interference received, including interference that may cause undesired operation.

The Manufacturer's rated output power of this equipment is for single carrier operation. For situations when multiple carrier signals are present, the rating would have to be reduced by 3.5 dB, especially where the output signal is re-radiated and can cause interference to adjacent band users. This power reduction is to be by means of input power or gain reduction and not by an attenuator at the output of the device.

Cet appareillage numérique de la classe B répond à toutes les exigences de l'interférence canadienne causant des régléments d'équipement. L'opération est sujette aux deux conditions suivantes: (1) ce dispositif peut ne pas causer l'interférence nocive, et (2) ce dispositif doit accepter n'importe quelle interférence reçue, y compris l'interférence qui peut causer l'opération peu désirée.

La puissance de sortie nominale indiquée par le fabricant pour cet appareil concerne son fonctionnement avec porteuse unique. Pour des appareils avec porteuses multiples, on doit réduire la valeur nominale de 3,5 dB, surtout si le signal de sortie est retransmis et qu'il peut causer du brouillage aux utilisateurs de bandes adjacentes. Une telle réduction doit porter sur la puissance d'entrée ou sur le gain, et ne doit pas se faire au moyen d'un atténuateur raccordé à la sortie du dispositif.

### ISED Regulatory compliance:

This device contains license-exempt transmitter(s)/receiver(s) that comply with Innovation, Science and Economic Development Canada's license-exempt RSS(s). Operation is subject to the following two conditions: (1) This device may not cause interference. (2) This device must accept any interference, including interference that may cause undesired operation of the device.

### Conformité réglementaire d'ISDE :

Cet appareil contient des émetteurs / récepteurs exemptés de licence conformes aux RSS (RSS) d'Innovation, Sciences et Développement économique Canada. L'exploitation est autorisée aux deux conditions suivantes: (1) l'appareil ne doit pas produire de brouillage, et (2) l'utilisateur de l'appareil doit accepter tout brouillage radioélectrique subi, même si le brouillage est susceptible d'en compromettre le fonctionnement.

<sup>1</sup> For details on the requirements specified in ISED CPC-2-1-05, visit: <http://www.ic.gc.ca/eic/site/smt-gst.nsf/eng/sf08942.html>

<sup>2</sup> Pour plus de détails sur les exigences ISED CPC-2-1-05, reportez-vous au site: <http://www.ic.gc.ca/eic/site/smt-gst.nsf/eng/sf08942.html>

## THREE-YEAR PRODUCT WARRANTY

### Register at [www.SureCall.com/Activate](http://www.SureCall.com/Activate)

SureCall warrants its products for three years from the date of purchase against defects in workmanship and/or materials. Specifications are subject to change. The three-year warranty only applies to products meeting the latest FCC Certification Guidelines stated on 2/20/2013 and going into effect April 30, 2014. A two-year warranty applies to any products manufactured before May 1, 2014.

Products returned by customers must be in their original, un-modified condition, shipped in the original or protective packaging with proof-of-purchase documentation enclosed, and a Return Merchandise Authorization (RMA) number printed clearly on the outside of the shipping container.

Buyers may obtain an RMA number for warranty returns by calling the SureCall Return Department toll-free at 1-888-365-6283. Any returns received by SureCall without an RMA number clearly printed on the outside of the shipping container will be returned to sender. In order to receive full credit for signal boosters, all accessories originally included in the signal booster box must be returned with the signal booster. (The Buyer does not need to include accessories sold in addition to the signal booster, such as antennas or cables.)

This warranty does not apply to any product determined by SureCall to have been subjected to misuse, abuse, neglect, or mishandling that alters or damages the product's physical or electronic properties.

SureCall warrants to the Buyer that each of its products, when shipped, will be free from defects in material and workmanship, and will perform in full accordance with applicable specifications. The limit of liability under this warranty is, at SureCall's option, to repair or replace any product or part thereof which was purchased up to THREE YEARS after May 1, 2014 or TWO YEARS for products purchased before May 1, 2014, as determined by examination by SureCall, prove defective in material and/or workmanship. Warranty returns must first be authorized in writing by SureCall. Disassembly of any SureCall product by anyone other than an authorized representative of SureCall voids this warranty in its entirety. SureCall reserves the right to make changes in any of its products without incurring any obligation to make the same changes on previously delivered products.

As a condition to the warranties provided for herein, the Buyer will prepay the shipping charges for all products returned to SureCall for repair, and SureCall will pay the return shipping with the exception of products returned from outside the United States, in which case the Buyer will pay the shipping charges.

The Buyer will pay the cost of inspecting and testing any goods returned under the warranty or otherwise, which are found to meet the applicable specifications or which are not defective or not covered by this warranty.

Products sold by SureCall shall not be considered defective or non-conforming to the Buyer's order if they satisfactorily fulfill the performance requirements that were published in the product specification literature, or in accordance with samples provided by SureCall. This warranty shall not apply to any products or parts thereof which have been subject to accident, negligence, alteration, abuse, or misuse. SureCall makes no warranty whatsoever in respect to accessories or parts not supplied by it.

#### **Limitations of Warranty, Damages and Liability:**

EXCEPT AS EXPRESSLY SET FORTH HEREIN, THERE ARE NO WARRANTIES, CONDITIONS, GUARANTEES, OR REPRESENTATIONS AS TO MERCHANTABILITY, FITNESS FOR A PARTICULAR PURPOSE, OR OTHER WARRANTIES, CONDITIONS, GUARANTEES, OR REPRESENTATIONS, WHETHER EXPRESSED OR IMPLIED, IN LAW OR IN FACT, ORAL OR IN WRITING.

SURECALL AGGREGATE LIABILITY IN DAMAGES OR OTHERWISE SHALL NOT EXCEED THE PAYMENT, IF ANY, RECEIVED BY CELLPHONE-MATE, INC. FOR THE UNIT OF PRODUCT OR SERVICE FURNISHED OR TO BE FURNISHED, AS THE CASE MAY BE, WHICH IS THE SUBJECT OF CLAIM OR DISPUTE. IN NO EVENT SHALL SURECALL BE LIABLE FOR INCIDENTAL, CONSEQUENTIAL, OR SPECIAL DAMAGES, HOWSOEVER CAUSED.

All matters regarding this warranty shall be interpreted in accordance with the laws of the State of California, and any controversy that cannot be settled directly shall be settled by arbitration in California in accordance with the rules then prevailing of the American Arbitration Association, and judgment upon the award rendered may be entered in any court having jurisdiction thereof. If one or more provisions provided herein are held to be invalid or unenforceable under applicable law, then such provision shall be ineffective and excluded to the extent of such invalidity or unenforceability without affecting in any way the remaining provisions hereof.

SureCall has made a good faith effort to ensure the accuracy of the information in this document and disclaims the implied warranties of merchantability and fitness for a particular purpose and makes no express warranties, except as may be stated in its written agreement with and for its customers. SureCall shall not be held liable to anyone for any indirect, special or consequential damages due to omissions or errors. The information and specifications in this document are subject to change without notice.

© 2023 All Rights Reserved. All trademarks and registered trademarks are the property of their respective owners.

48346 Milmont Drive  
Fremont, California 94538, USA  
888.365.6283  
[www.surecall.com](http://www.surecall.com)