

FUSION2GO OTR

Package Contents




OTR Antenna



Cable exit adapter
spring base and
mounting bracket




Mast extension
(optional)



SureCall
booster

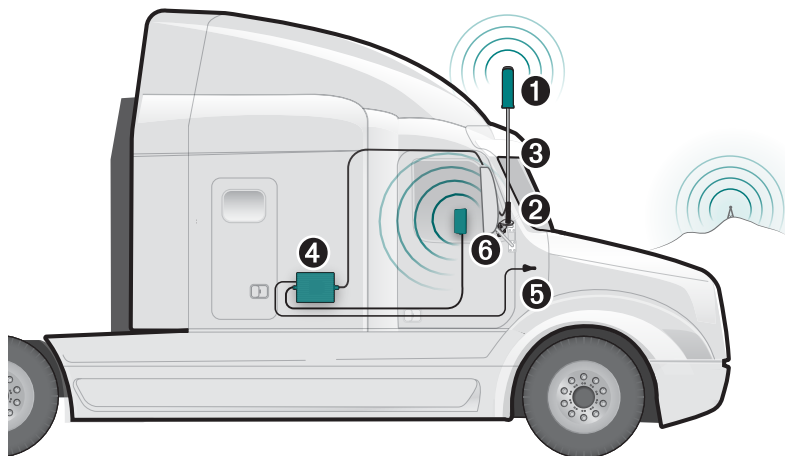


DC power
adapter



Inside patch
antenna

Installation Overview



BEFORE YOU BEGIN

The Fusion2Go OTR kit is designed to accommodate multiple installation options.

- The OTR antenna fits standard CB mounts or mounting points using a 3/8 x 24 thread. The kit also includes an dome stud mount for the OTR antenna with a 3/8 x 24 thread pattern.
- If needed, a 2-clamp mounting bracket is provided for use on a mirror rail or other existing vehicle rail.
- Also, a mast extension is provided however, it is needed only to achieve height or clearance requirements mentioned below.

When choosing the best location for your exterior antenna, consider that the mounting location must place the antenna above the metal cab and at least 6 inches away from any windows and provide at least a 12-inch radius clear of obstructions and other radiating elements, such as a radio antenna.

MOUNTING OPTIONS

16 and 32 Inches



**HAVE
QUESTIONS?**

Call: 1-888-365-6283
Email: support@surecall.com
Visit: surecall.com/support